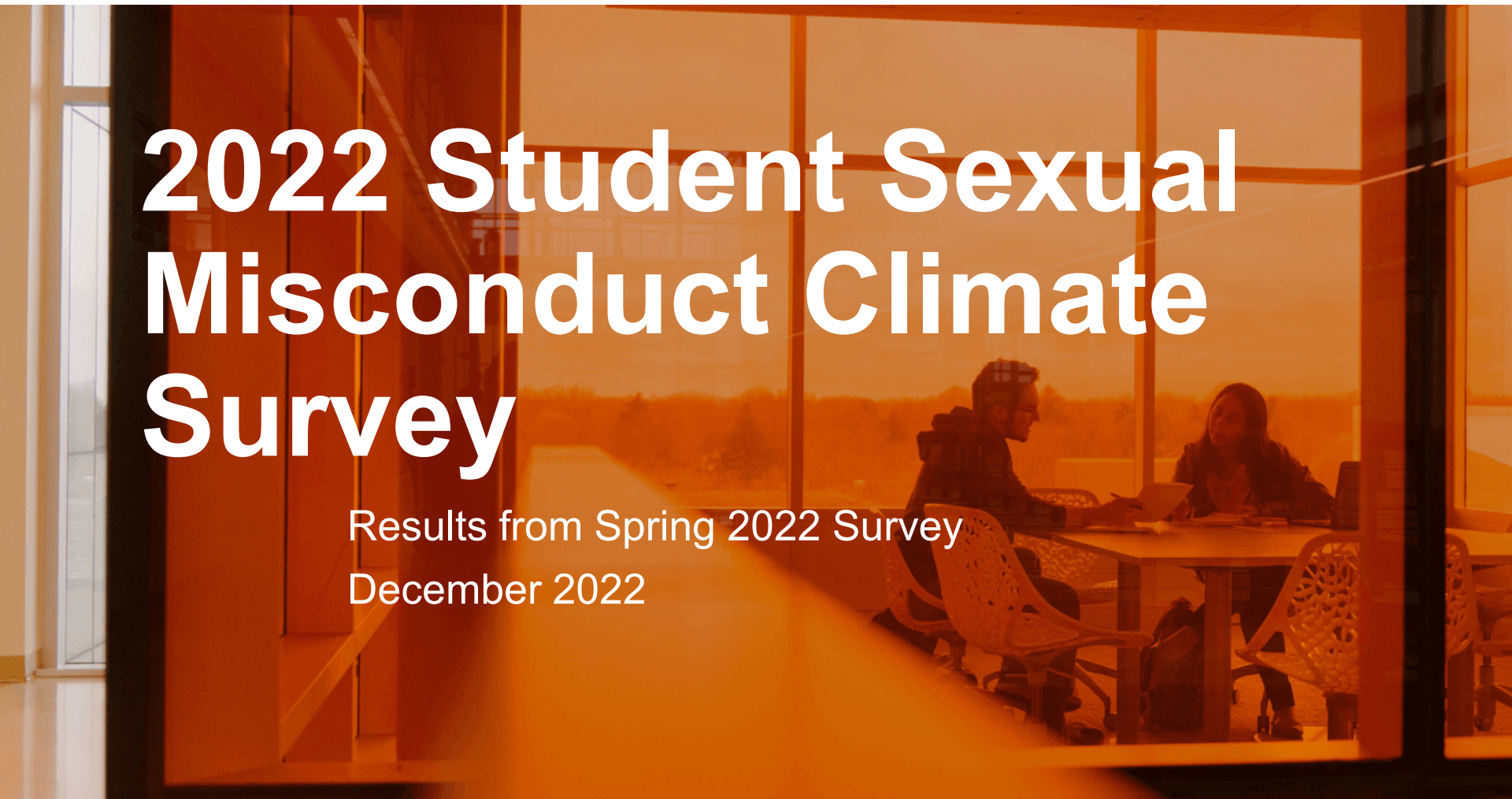


2022 Student Sexual Misconduct Climate Survey

Results from Spring 2022 Survey
December 2022



About the 2022 Survey Instrument

- State University of New York (SUNY) Campus Climate Survey was selected to align more closely with Enough is Enough
- Response rate was 13.2% (or 2,029 partial and complete responses) from undergraduate and graduate students

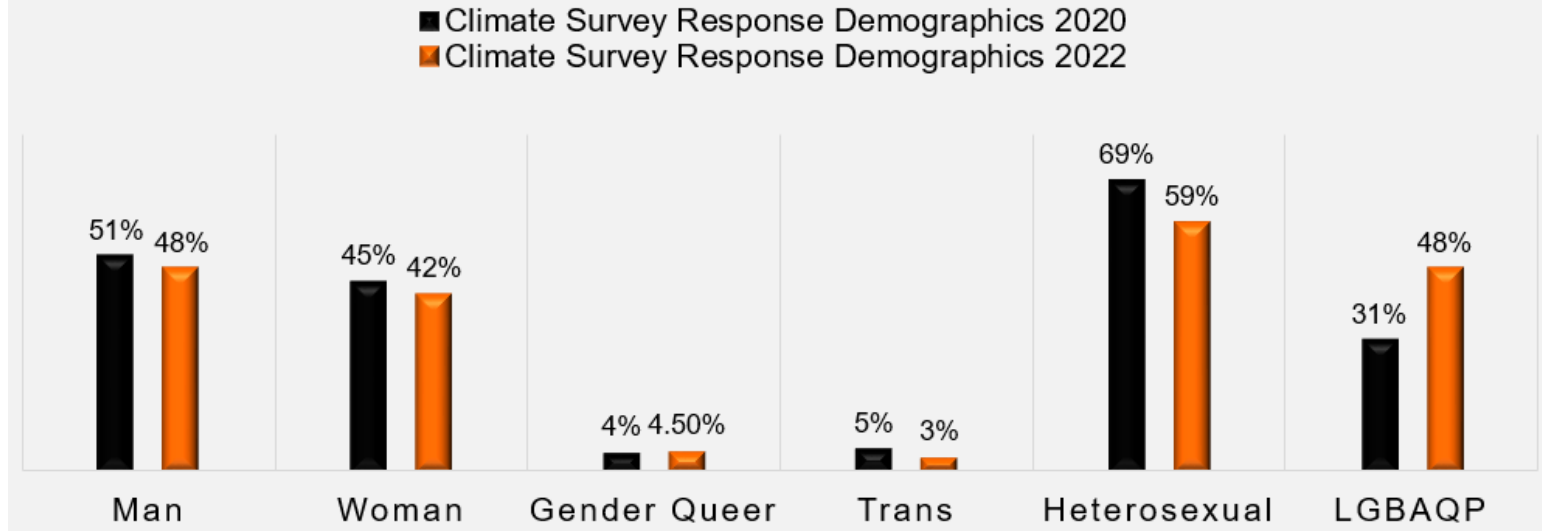
Topics Surveyed

- **Demographics of participants**
- **Awareness of Title IX Program Components**
 - **Policies and Key Definitions**
 - **Reporting Options and Available Resources**
- **Perception**
- **Experiences**
 - **Sexual Harassment**
 - **Sexual Assault**
 - **Intimate Partner Violence**
 - **Stalking**

Demographics

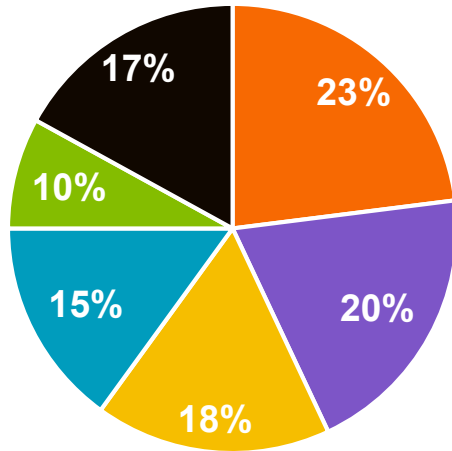
Gender and Sexual Orientation

Climate Survey Response Demographics



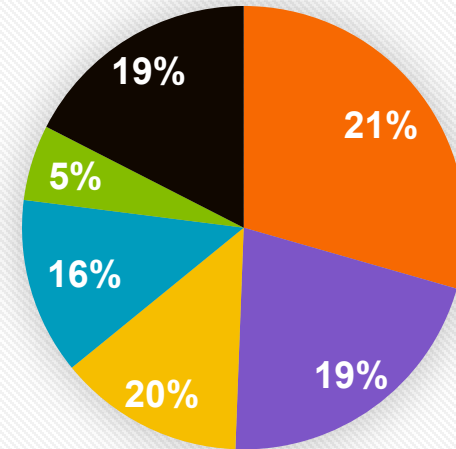
Class Standing

Class Standing-2020



- 1st year
- 2nd Year
- 3rd Year
- 4th Year
- 5th Year (or higher)
- Graduate

Class Standing-2022



- 1st year
- 2nd Year
- 3rd Year
- 4th Year
- 5th Year (or higher)
- Graduate

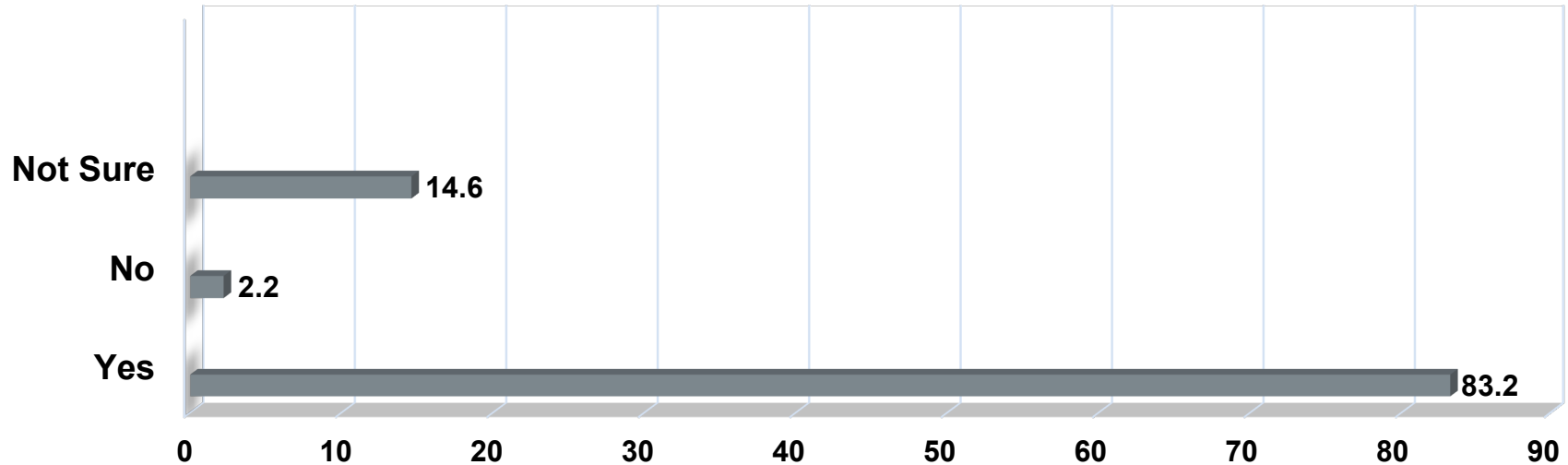
Ethnicity

	2020	2022
American Indian	1%	1%
Asian	20%	17%
Black	6%	6%
Native Hawaiian	.4%	.6%
White	76%	77%
Latino/Hispanic	8%	8%
Other	4%	5%

RIT

Awareness

Awareness of Campus Policies and Procedures Addressing Sexual Assault



Awareness of Key Parts of Title IX Program

In the last year have you received written (e.g., brochures, emails) and/or in person or online information (e.g., presentations, training) from anyone at RIT about the following:

Confidential Resources



Definitions



How to report



Policies



Received No Information



Where to go for help

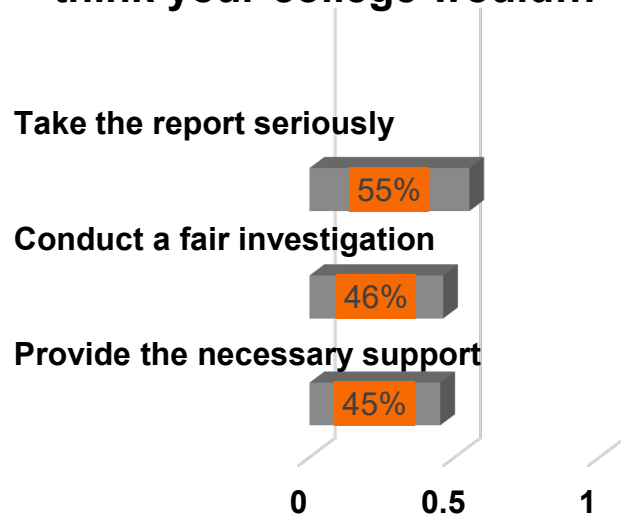


■ First Year
 ■ Second Year
 ■ Third Year
 ■ Fourth Year
 ■ Graduate/Professional

Perception

Perception of RIT's Responsiveness

If you or a friend filed a complaint of sexual violence on your campus, do you think your college would...



- 55% of participants believe RIT would “very likely” or “likely” take a report seriously.
- 46% of participants believe RIT would conduct a fair investigation.
- 45% of participants believe RIT would provide the student with necessary support during the process.

RIT

Experiences

Sexual Harassment

Participants were asked if they experienced harassment of any kind over the past year...

32% of respondents answered YES

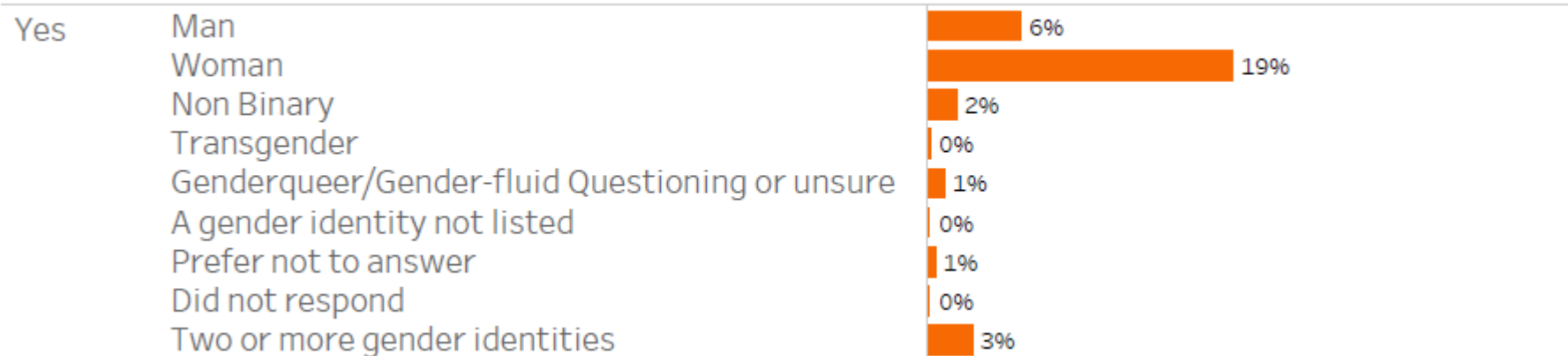
Nature of the behavior:

- Unwanted sexual comments, sexual slurs, demeaning jokes
- Unwanted voyeuristic activity
- Unwanted sexually suggestive digital communications

Sexual Harassment

Incidents of Sexual Harassment by Gender

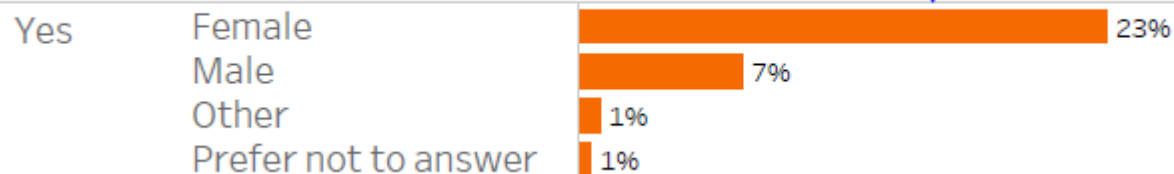
During the last year, have you experienced any harassment of any kind? (Aggregate of question 25)



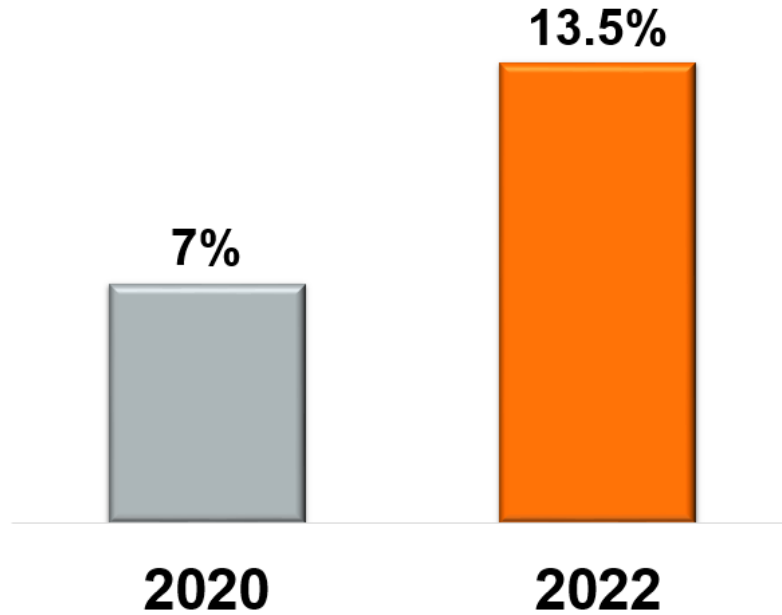
Sexual Harassment

Incidents of Sexual Harassment by Sex

During the last year, have you experienced any harassment of any kind? (Aggregate of question 25)



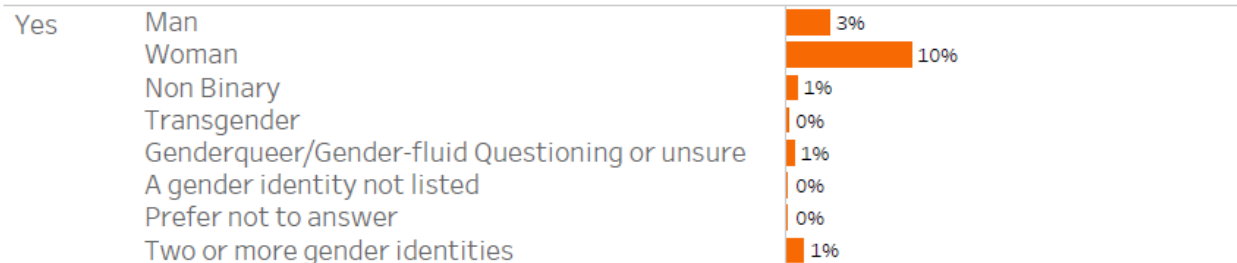
Incidents of Sexual Assault



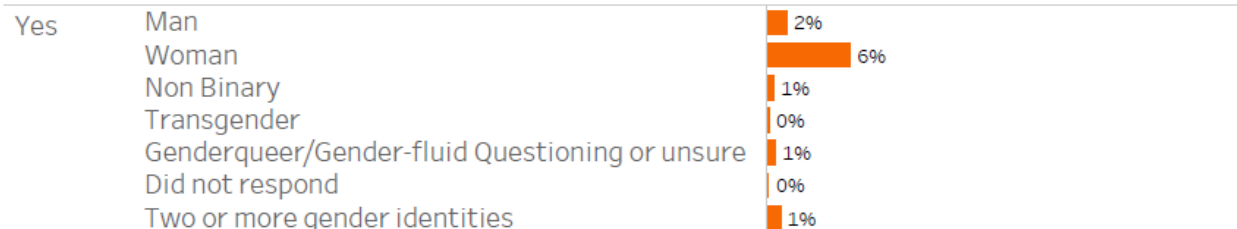
Incidents of Sexual Assault

Incidents of Sexual Assault by Gender

In the past year have you experienced any unwanted contact/fondling? (Question 26 part 1)



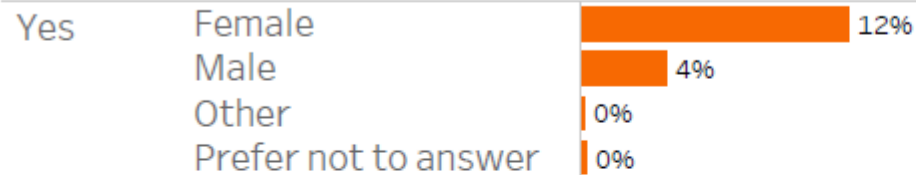
In the past year have you experienced any unwanted intercourse/rape? (Question 26 part 2)



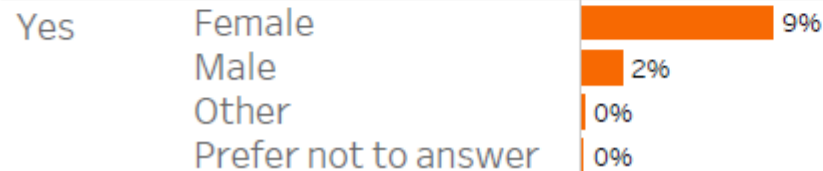
Incidents of Sexual Assault

Incidents of Sexual Assault by Sex

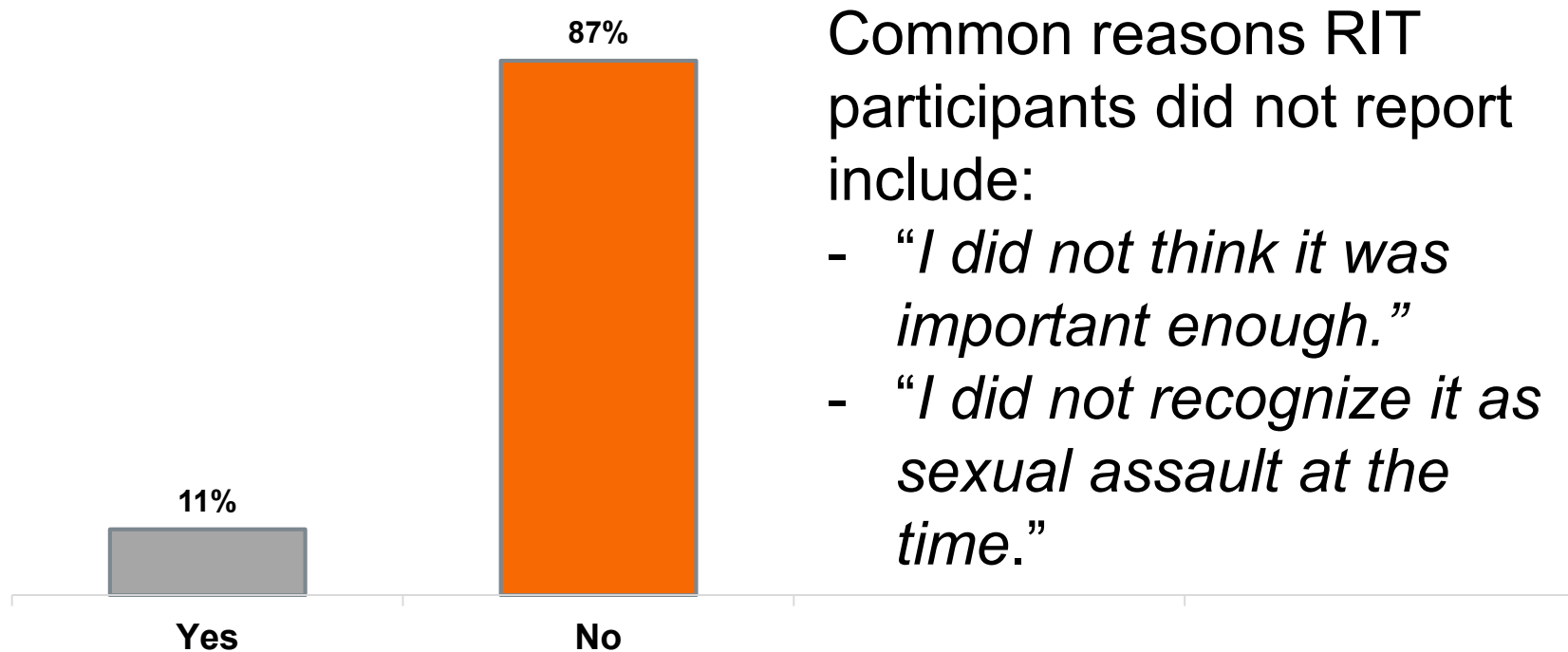
In the past year have you experienced any unwanted contact/fondling? (Question 26 part 1)



In the past year have you experienced any unwanted intercourse/rape? (Question 26 part 2)



Unreported Sexual Assault



Common reasons RIT participants did not report include:

- *“I did not think it was important enough.”*
- *“I did not recognize it as sexual assault at the time.”*

Intimate Partner Violence

**In the last year,
has an intimate
partner...**

**Scratched, slapped, hit,
kicked, beaten, punched
or physically harmed you.**

**Yes
No
Prefer not to answer**

**3%
95.6%
1.4%**

**Threatened to hurt you,
your family, friends, a pet
or themselves in order to
influence you.**

**Yes
No
Prefer not to answer**

**3.9%
95%
1%**

**Controlled or tried to
control you (examples
include electronic device,
not allow you to see or
talk to family and friends).**

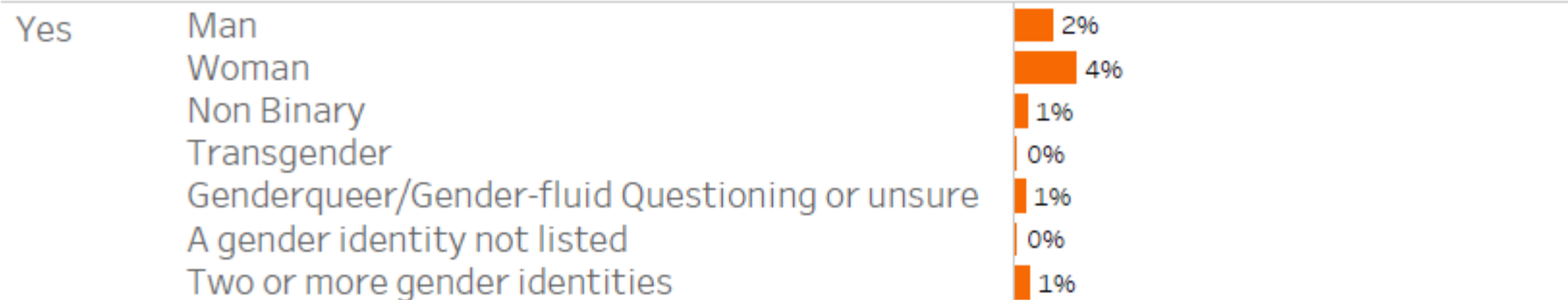
**Yes
No
Prefer not to answer**

**5.5%
93.1%
1.4%**

Intimate Partner Violence

Intimate Partner Violence by Gender


In the last year, have you experienced any intimate partner violence? (Aggregate of question 33)



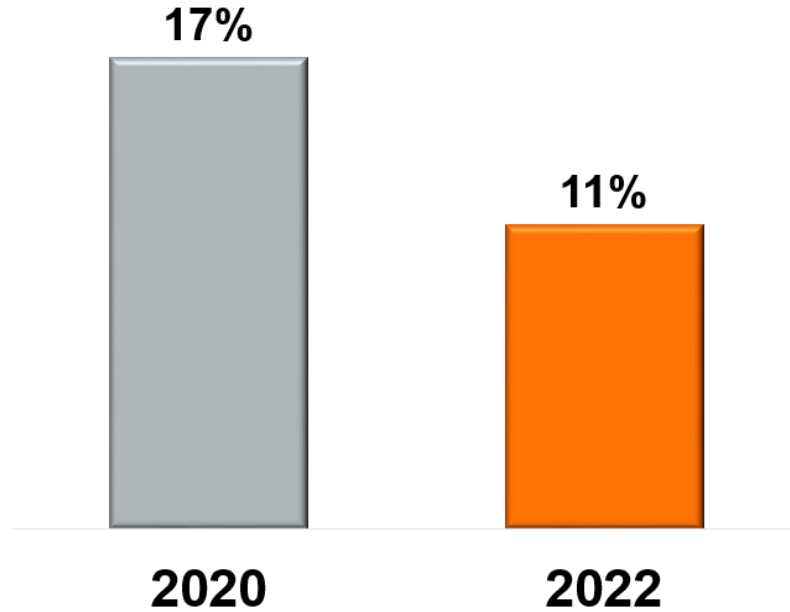
Intimate Partner Violence

Intimate Partner Violence by Sex

In the last year, have you experienced any intimate partner violence? (Aggregate of question 33)



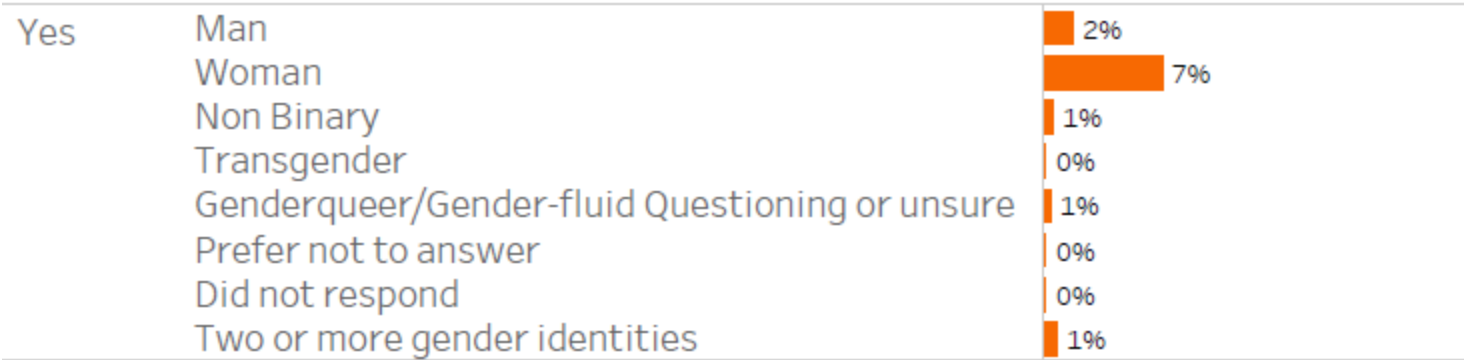
Stalking



Stalking

Reports of Stalking by Gender

In the past year, have you experienced any kind of stalking behavior?



Stalking

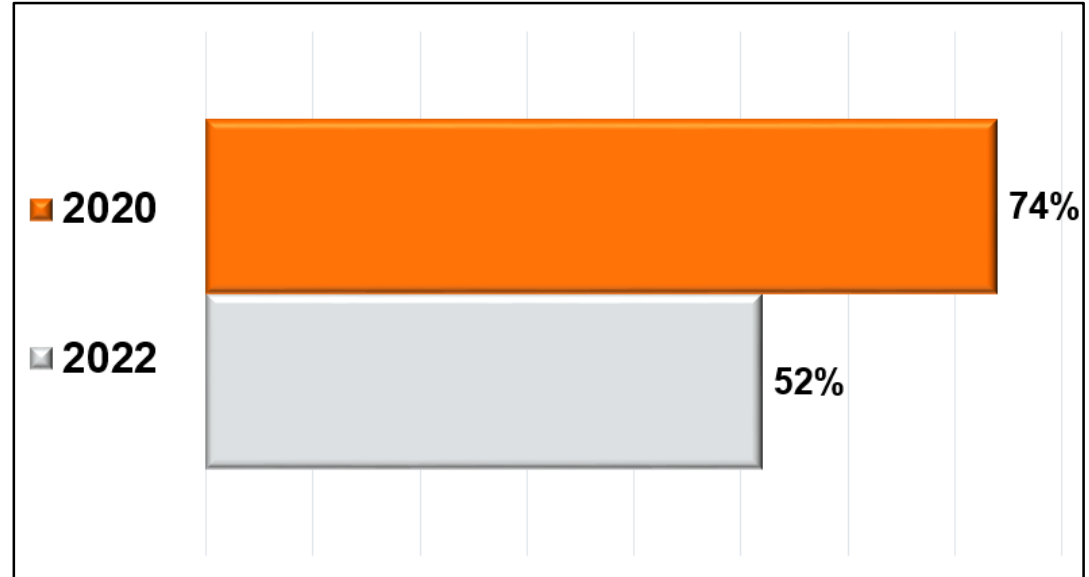
Reports of Stalking by Sex

In the past year, have you experienced any kind of stalking behavior?



Notable Findings

Decrease in the average number of students who reported receiving prevention education



Foster a Culture of Respect

- ✓ Communicate clear community expectations and shared values
- ✓ Enhance prevention, education, and training
- ✓ Ensure consistent accountability
- ✓ Prioritize supportive resources

**Thriving in a
community free of
sex and gender-
based
discrimination and
harassment**

What you can do to help:

- Commit to and model a culture of respect and equity
- Encourage individuals to report sex and gender-based discrimination
- Educate yourself on how to identify discriminatory or harassing behavior and the available resources
- Employ intervention strategies when witnessing discriminatory or harassing behaviors
- Partner with the Title IX Office and other campus offices